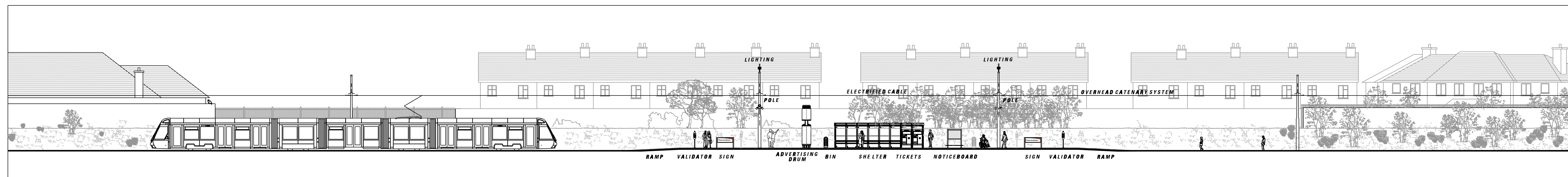
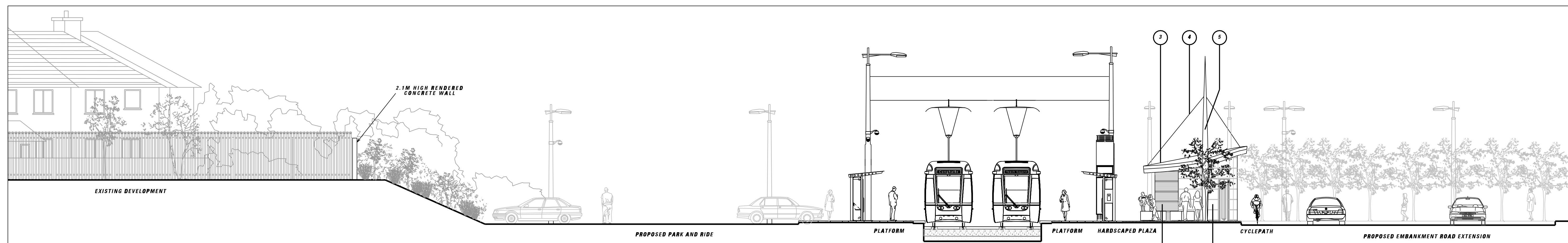


PROPOSED PLAN - SCALE 1 : 2 0 0



SECTIONAL ELEVATION A - A - SCALE 1 : 2 0 0



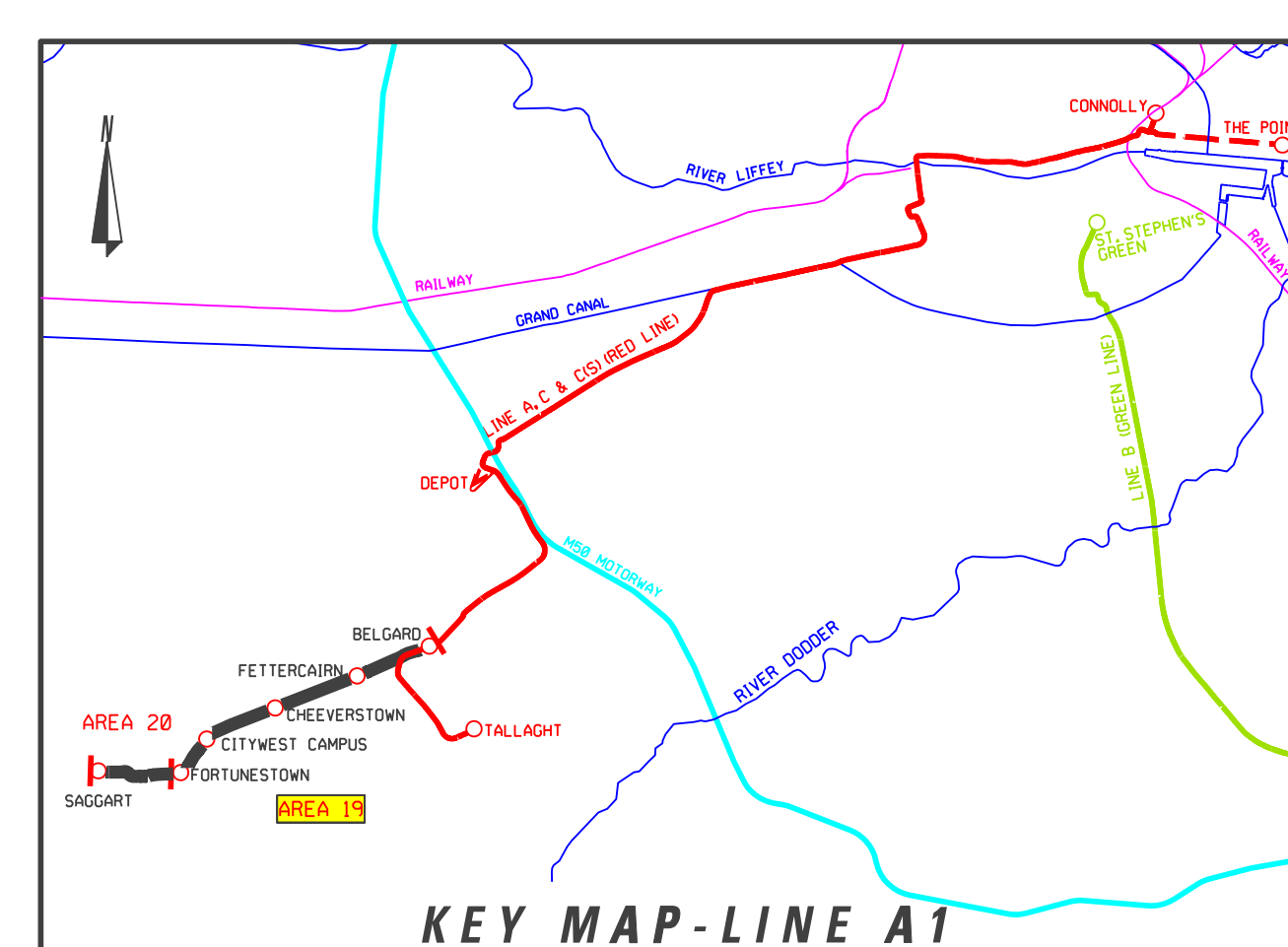
SECTION B - B - SCALE 1 : 1 0 0

LEGEND

- EXISTING TREE
- EXISTING TREE REMOVED
- NEW TREE
- PROPOSED EDGE PLANTING
- LOW LYING GROUND COVER
- RECONSTITUTED GRANITE SURFACE
- DETESENT SURFACE
- HOGGIN SURFACE
- 600 X 600 PAVING SLABS
- EXISTING KERB REMOVED
- EXISTING BUILDING LINE
- STRUCTURES TO BE REMOVED
- SWEEP PATH EDGE
- POLE SUPPORT
- DIRECTION OF TRAFFIC FLOW

SCHEDULE OF MATERIALS

- POWDER COATED PRESSED METAL CLADDING PANELS
- GLAZED CURTAIN WALLING
- STANDING SEAM METAL ROOF
- PAINTED GALVANISED STEEL SCULPTURAL SUPPORT
- STAINLESS STEEL TENSION CABLES & CONNECTORS



KEY MAP - LINE A1

REVISION	DATE	MODIFICATION	STATUS	CHECKED/APPROVED

RPA Railway Procurement Agency

LUAS

LIGHT RAILWAY WORKS
LINE A1 - STRUCTURES
CHEEVERSTOWN STOP

PREPARED: RPA OFFICE	CHECKED: DEREK TIERNEY
DATE: 11/2008	APPROVED: MICHAEL SHEEDY
DATE: NOVEMBER 2007	

AREA NO. 19	PLAN NO. A1-ST 19 E-F	SUBJECT. RAIL ORDER
--------------------	------------------------------	----------------------------

Copyright Railway Procurement Agency
This drawing is confidential and the copyright is held by the RPA. This drawing must not be altered, copied or otherwise reproduced in whole or in part or used for any purpose without the prior permission of the RPA.
All U.S. data used for plan is generated from U.S. digital data and is provided under Database Copyright on U.S. 9877

INTERNAL DOCUMENT NUMBER	STAGE	LINE	CONTRACT	ELEMENT	DRW NO.	DRW REV.
	L	A1	000	TO	19003	A

NOTE:
FOR 1:500 PLAN DRAWING SEE RAIL ORDER
PLAN NO. A1-RD 19 E-F (L/A1/000/GA/19006/A)